

## M2 – THE INTUITIVE SOFTWARE FOR PROFILE PROJECTORS AND MICROSCOPES

MEASURING WITH PROFILE PROJECTORS AND MICROSCOPES MADE EASY


OPTICAL MEASURING



## Quick and easy measuring, with the innovative M2 software

Spend more time measuring and less time reading manuals thanks to the M2 software's straightforward and easy to operate user interface. Thanks to the familiar use of a touch screen, the M2 software can be quickly integrated into your process and drastically improve work efficiency.

- The M2 software interface is available for use in both portrait and landscape mode, providing maximum flexibility for the display or mounting device of your choosing.
- Gain access to many powerful features and an intuitive measuring interface whether you are using an optical edge equipped system or an externally generated crosshair device. Precise optical edge detection mechanisms provide accurate results as well as access to powerful, industrial grade, measurement functionality.

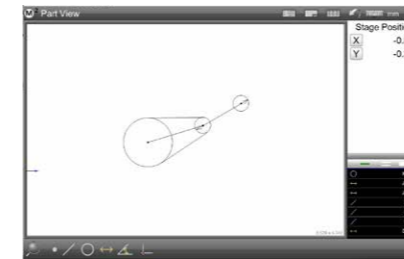
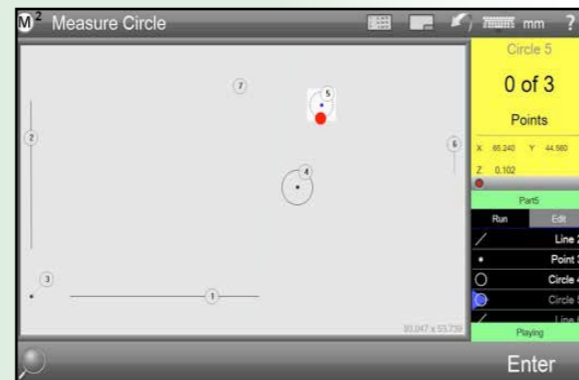


### Touchscreen software control

In addition to the conventional mouse interface, expanded touchscreen logic allows for versatile pan and zoom of the active part view. Thanks to this users can improve feature construction, data manipulation, and reporting task efficiency with simple pinch zoom, pan/swipe, or double click.

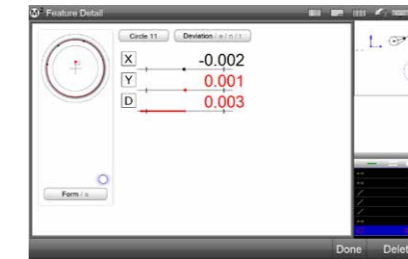
### Part programs and playback

By using a saved part program file, users can playback and edit groups of measured, constructed, or created features. The playback guidance feature provides helpful instructions on-screen for successful playback of your part programs. When loaded, the part program files prepare the M2 software to repeat a sequence of feature measurement steps, exported measurement data, and printed reports.



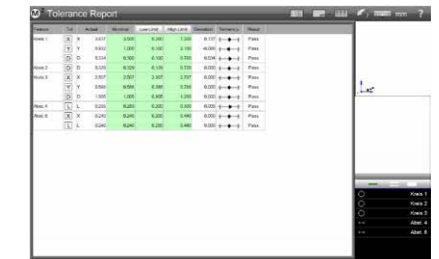
### Graphics-based constructions

Construction types such as intersections and endpoints can be created from within the graphical part view.



### Geometric tolerancing

With only a few taps of the screen, you can measure features, apply tolerances, set nominals, and view deviation results.



### Report generation

Extremely flexible, the contents of reports and even the formatting allow for full customization of header and footer graphics, header information, as well as the data format.

## M2 SOFTWARE FOR PROFILE PROJECTORS AND MICROSCOPES

Intuitive and easy to operate 2D software with touch screen operation

### Main features:

- Compatible with most Mitutoyo profile projectors
- Measure, construct, and define 2D features
- Part program teach-in
- Comprehensive measurement reports
- Tolerance check according to DIN / ISO

### The system consist of:

- M2 Metrology software
- 2 axis interface box and 15 pin connecting cables
- Power supply and USB cable
- Machine bracket, RAM Ball, RAM arm, VESA mount (75x75) for mounting the optional tablet PC to the projector body.

### Optional but necessary accessory

- Tablet All-in-One with touch screen operation
  - Microsoft® Win10 64 Bit is recommended
- Please consult your local Mitutoyo supplier

## Advanced crosshair probe toolbox

Available crosshair probes consist of "auto edge" and "simple" versions that can be used with Optical Edge enabled systems. Made for capturing points from edges automatically upon crossing the auto edge probe significantly increases measurement throughput. For Optical Edge systems only, a key feature of the M2 software, "EdgeLogic™" makes it possible to enable gesture-driven control of start and end measurement commands. Without the need for direct interaction with the software, you can now start and finish your measurements quickly and easily.

# PROFILE PROJECTORS

PJ-PLUS


**NEW**  
Products



**M2 FOR PJ-PROJECTORS**

Unlock new potential by connecting an M2 2D processor to your PJ-Projector as an easy-to-use geometric measurement display.

PJ-A3000



PJ-H30



Note: Tablet optional (No. 63AAA417)

PV5100



**M2 FOR PV5100**

Fitting to the slightly larger PV5100, the M2 accessory kit for this device makes edge detection quicker and easier than ever before.



No. 63AAA406 - for PJ-Plus, PJ-A3000 and PJ-A30

Code number	Designation
63AAA406	M2-2D Data processing soft- and hardware Non-Edge detection unit incl. PC mounting kit
63AAA407	M2-2D Data processing soft- and hardware Edge detection unit incl. PC mounting kit
63AAA417	ASUS All-in-one PC for M2 system



No. 63AAA462



No. 63AAA406



No. 63AAA407 - for PJ-A3000 and PJ-PLUS

Code number	Designation
63AAA406	M2-2D Data processing soft- and hardware Non-Edge detection unit incl. PC mounting kit
63AAA462	M2-2D soft and hardware for PV5100 incl. edge detection unit and tablet mount
63AAA417	ASUS All-in-one PC for M2 system

# PROFILE PROJECTORS

## M2 FOR PH-PROJECTOR

The PH-Projectors from Mitutoyo are also capable of using M2 data processors either with "EdgeLogic™" edge detection or the manual unit.



PH-3515



No. 63AAA407 - for PH-3515 and PH-A14

Code number	Designation
63AAA407	M2-2D Data processing soft- and hardware Edge detection unit incl. PC mounting kit

PH-A14



No. 63AAA406 - for PH-3515 and PH-A14

Code number	Designation
63AAA406	M2-2D Data processing soft- and hardware Non-Edge detection unit incl. PC mounting kit
63AAA417	ASUS All-in-one PC for M2 system

# MEASURING MICROSCOPES



MF/MF-U SERIES

## M2 FOR MF/MF-U MICROSCOPES

Well suited to the MF/MF-U series as well, 2D measurement is sped up when utilizing the M2 processor.



Code number	Designation
63AAA456	M2-2D soft- and hardware
63AAA417	ASUS All-in-one PC for M2 system

## M2 FOR TM MICROSCOPES

When utilizing Digimatic micrometer heads on a TM microscope from Mitutoyo, measurements can be viewed on the M2 display for effortless geometric tolerancing.



No. 63AAA455

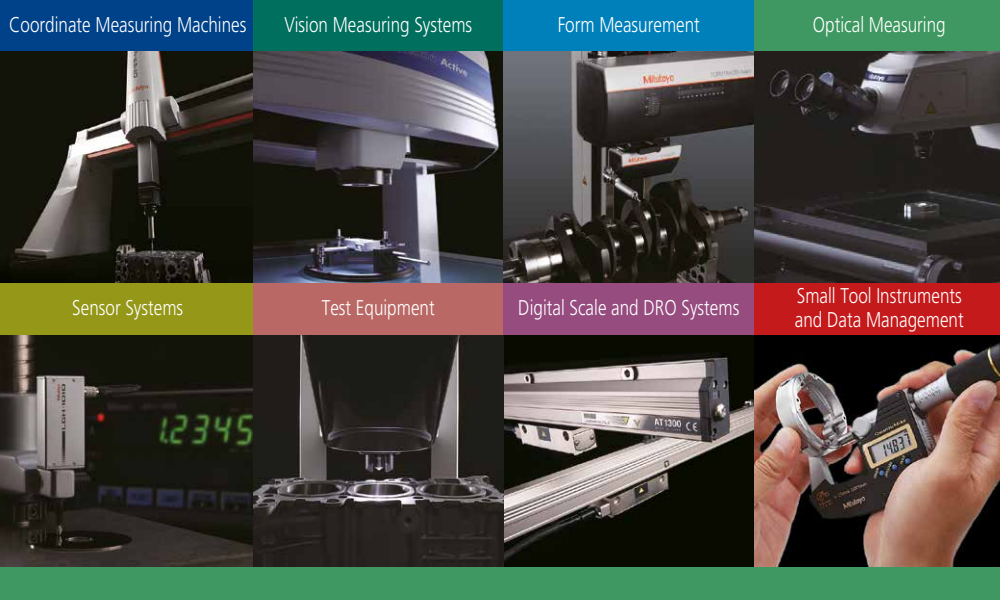


TM-505, TM-1010



No. 905338


Code number	Designation
63AAA455	M2-2D soft- and hardware Digimatic interface
2x 905338	Digimatic Cable, Flat Straight Type 1 m
63AAA417	ASUS All-in-one PC for M2 system
2x 164-164 or 164-163	Digital Micrometer Head



**Mitutoyo supports you from start to finish.**

Mitutoyo is not only a manufacturer of top-quality measuring products but one that also offers qualified support for the lifetime of the equipment backed up by comprehensive services, ensuring your staff can make the very best use of the investment.

Apart from the basics of calibration and repair, Mitutoyo offers product and metrology training, as well as IT support for the sophisticated software used in modern measuring technology. We can also design, build, test, and deliver bespoke measuring solutions and even, if deemed cost-effective, take your critical measurement challenges in-house on a sub-contract basis



**Find additional product literature and our complete catalog here.**

[www.mitutoyo.eu](http://www.mitutoyo.eu)



**Mitutoyo Europe GmbH**

Borsigstraße 8-10  
41469 Neuss

Tel. +49 (0) 2137-102-0

Fax +49 (0) 2137-102-351

[info@mitutoyo.eu](mailto:info@mitutoyo.eu)

[www.mitutoyo.eu](http://www.mitutoyo.eu)

**Note:** MITUTOYO is either registered trademarks or trademarks of Mitutoyo Corp. in Japan and/or other countries/regions. Other product, company and brand names mentioned herein are for identification purposes only and may be the trademarks of their respective holders. Product illustrations are without obligation. Product descriptions, in particular any and all technical specifications, are only binding when explicitly agreed upon.